

VMS

digital

Overview of VMS Documentation

Overview of VMS Documentation

Order Number: AA-LA95C-TE

June 1990

This manual contains a brief introduction to the VMS documentation set and includes short summaries of each of the components of the Version 5.4 documentation set.

Revision/Update Information: This manual supersedes the *Overview of VMS Documentation, Version 5.2*.

Software Version: VMS Version 5.4

**digital equipment corporation
maynard, massachusetts**

June 1990

The information in this document is subject to change without notice and should not be construed as a commitment by Digital Equipment Corporation. Digital Equipment Corporation assumes no responsibility for any errors that may appear in this document.

The software described in this document is furnished under a license and may be used or copied only in accordance with the terms of such license.

No responsibility is assumed for the use or reliability of software on equipment that is not supplied by Digital Equipment Corporation or its affiliated companies.


Restricted Rights: Use, duplication, or disclosure by the U.S. Government is subject to restrictions as set forth in subparagraph (c)(1)(ii) of the Rights in Technical Data and Computer Software clause at DFARS 252.227-7013.

© Digital Equipment Corporation 1990.

All Rights Reserved.
Printed in U.S.A.

The postpaid Reader's Comments forms at the end of this document request your critical evaluation to assist in preparing future documentation.

The following are trademarks of Digital Equipment Corporation:

CDA	DEQNA	MicroVAX	VAX RMS
DDIF	Desktop-VMS	PrintServer 40	VAXserver
DEC	DIGITAL	Q-bus	VAXstation
DECdtm	GIGI	ReGIS	VMS
DECnet	HSC	ULTRIX	VT
DECUS	LiveLink	UNIBUS	XUI
DECwindows	LN03	VAX	
DECwriter	MASSBUS	VAXcluster	

The following are third-party trademarks:

Adobe, Adobe Illustrator, Display PostScript, and PostScript are registered trademarks of Adobe Systems Incorporated.

ZK4511

Production Note

This book was produced with the VAX DOCUMENT electronic publishing system, a software tool developed and sold by Digital. In this system, writers use an ASCII text editor to create source files containing text and English-like code; this code labels the structural elements of the document, such as chapters, paragraphs, and tables. The VAX DOCUMENT software, which runs on the VMS operating system, interprets the code to format the text, generate a table of contents and index, and paginate the entire document. Writers can print the document on the terminal or line printer, or they can use Digital-supported devices, such as the LN03 laser printer and PostScript printers (PrintServer 40 or LN03R ScriptPrinter), to produce a typeset-quality copy containing integrated graphics.

Contents

1	OVERVIEW	1
2	WHICH SET IS RIGHT FOR YOU?	1
2.1	Base Documentation Set _____	1
2.2	Extended Documentation Set _____	2
3	HOW THE INFORMATION IS ORGANIZED	3
3.1	Organization by Topic _____	3
3.2	Organization by Type of Information _____	3
4	DESCRIPTIONS OF THE COMPONENTS OF VMS DOCUMENTATION	6
4.1	Base Documentation Set _____	7
4.1.1	<i>VMS User's Manual • 9</i>	
4.1.2	<i>VMS System Manager's Manual • 9</i>	
4.1.3	<i>VMS License Management Utility Manual • 9</i>	
4.2	Extended Documentation Set _____	9
4.2.1	General User Subkit • 10	
4.2.2	System Management Subkit • 12	
4.2.3	Programming Subkit • 15	
4.3	Obsolete Features Kit _____	18
4.4	Release Notes Kit _____	19
4.5	VMS DECwindows User Kit _____	20
4.6	VMS Upgrade and Installation Documentation _____	20
4.7	VMS Optional Documentation _____	21
4.7.1	System Integrated Products • 21	
4.7.2	VMSINSTAL • 21	
4.7.3	TECO • 21	
4.7.4	VMS DECwindows Programming Kit • 21	
4.7.5	CDA Kit • 24	
4.8	Online Help _____	24
5	CHANGES TO THE DOCUMENTATION SET	24
6	ORDERING INFORMATION	25
6.1	How to Order Documentation _____	26
6.2	Ordering Complete Sets, Kits, Subkits, and Volumes _____	27
6.3	Ordering Individual Manuals _____	29
6.4	Order Numbers for Upgrade and Installation Supplements _____	34

Contents

6.5	Order Numbers for Optional Manuals _____	35
-----	--	----

FIGURES

1	Organization of the First Volume of a Subkit _____	5
2	Organization of Information Within Volumes _____	6
3	Overview of Components of VMS Documentation _____	8

TABLES

1	Order Numbers for Complete Sets, Kits, Subkits, and Volumes _____	27
2	Order Numbers for Manuals in the Base Documentation Set, DECwindows User Kit, Release Notes Kit, and Obsolete Features Kit _____	29
3	Order Numbers for Manuals in the General User Subkit _____	30
4	Order Numbers for Manuals in the System Management Subkit _____	31
5	Order Numbers for Manuals in the Programming Subkit _____	32
6	Order Numbers for Upgrade and Installation Supplements _____	34
7	Order Numbers for Optional Manuals _____	35
8	Order Numbers for Manuals in the VMS DECwindows Programming Kit _____	36
9	Order Numbers for Manuals in the CDA Kit _____	37

Overview

More people than ever before are using computers to get their work done. A wide range of professionals, not just programmers and computer engineers, now use the VMS operating system. Many users, formerly restricted to large batch and timesharing systems, now have entire systems in their offices. The evolution of workstation technology has also diversified the role of system manager. Today, many workstation and local area VAXcluster (LAVc) users manage their own systems and no longer require the expertise of a centralized system manager. However, all users still require accurate, accessible information.

As a result of these trends, we have organized VMS documentation to offer you a choice of the following two sets of documentation:

- **Base Documentation Set**—A desktop set for general users of small standalone systems, local area VAXclusters (LAVc), and large VAX systems. The Base Documentation Set gives concise and easy-to-find information on how to perform day-to-day tasks. It also introduces basic system management concepts and provides an overview of the tasks associated with managing a small standalone system.
- **Extended Documentation Set**—A full documentation set for users who need more detail on any VMS component to perform daily tasks. The Extended Documentation Set also meets the needs of system managers (for both low-end local area VAXclusters and large VAX systems) and of system and application programmers.

This manual helps you decide which documentation set is best for you. It compares the Base Documentation Set and the Extended Documentation Set and explains how we have organized the information in each. It describes the components of the VMS documentation set (including the Release Notes Kit and optional documentation), provides ordering information, and lists order numbers for all components.

Which Set Is Right for You?

The Base Documentation Set is a condensed version of the Extended Documentation Set. The Base Documentation Set highlights information on the activities that you are most likely to perform as a general user or a system manager of a small standalone system. It does not contain any programming information. The Extended Documentation Set provides detailed information about using the VMS operating system on any size system. Note that you can order the Extended Documentation Set with or without the Base Documentation Set.

Base Documentation Set

The Base Documentation Set contains condensed information about basic VMS concepts and commonly performed tasks. We have carefully chosen the topics and the amount of detail in the Base Documentation Set to make the information accessible. Everyone who uses the VMS operating system to perform day-to-day tasks such as creating and editing files,

sending mail, and writing and using command procedures can benefit from reading the Base Documentation Set.

For example, if you need to learn how to perform a basic operation such as copying a file or sending a mail message, the *VMS User's Manual* in the Base Documentation Set provides enough information to get you started quickly. In addition, the *VMS User's Manual* also contains a reference section that provides brief explanations of all the commands in the DIGITAL Command Language (DCL).

When you order the Base Documentation Set, you automatically receive the VMS DECwindows User Kit (see Section 4.5). If your system is running DECwindows, the DECwindows User Kit provides all the information you need to work with files and run applications.

If you manage a small standalone system, the *VMS System Manager's Manual* in the Base Documentation Set can provide all the information you need to manage your system. This manual gives you task-oriented information on topics such as starting up the system and installing software. In addition, the *VMS System Manager's Manual* contains an introduction to local area VAXclusters (LAVc) and presents reference information on the utilities you can use to perform system management tasks on your small system.

Some topics do not appear in the Base Documentation Set or are explained in greater detail in the Extended Documentation Set. For example, programming utilities and routines must be documented in such great detail that a condensed version of information would be of no use to programmers. This information is found only in the Extended Documentation Set.

2.2 Extended Documentation Set

The Extended Documentation Set provides detailed information about topics of interest to general users, system managers, and programmers using the VMS operating system. The Extended Documentation Set provides extensive explanatory information on all major VMS resources, complete reference information on system routines and utilities, detailed examples, master indexes, a glossary, and descriptions of system messages and recovery procedures.

For example, a system manager responsible for setting up and maintaining a midrange or high-end system or a complex VAXcluster or DECnet-VAX network should use the Extended Documentation Set for information on customizing large systems, ensuring system security, running symmetric multiprocessing (SMP) systems, and maintaining performance. In addition, the Extended Documentation Set gives system managers detailed procedures for setting up, configuring, and maintaining VAXcluster configurations.

The information programmers need about program development, programming utilities, system and utility routines, and system services can be found in the Extended Documentation Set. The set also contains information about the VMS file system, I/O, VAX MACRO, and device support.

3 How the Information Is Organized

To help you find information, we have organized the Base and Extended Documentation Sets in two ways: by topic and by type of information.

3.1 Organization by Topic

Organization by topic allows you to identify which manuals in a document set can help you perform the task at hand. For example, if you are using the Base Documentation Set to set up your workstation, you can identify the *VMS System Manager's Manual* as the manual you need to help you set up that workstation.

We have organized the Extended Documentation Set into three subkits that cover broad topics, as follows:

- **General User Subkit**—Provides extensive background information about the VMS operating system and specific information about how to use tools of interest to all system users.
- **System Management Subkit**—Includes task and reference information for system managers of low-end local area VAXclusters (LAVc) and large VAX systems.
- **Programming Subkit**—Contains information about the programming resources of the VMS operating system.

Within each subkit, the individual manuals that cover specific aspects of the topic are further organized into volumes. A volume may contain one or more manuals and can extend across more than one physical binder. For example, in the System Management Subkit, all the manuals describing aspects of setting up a system make up the Setup volume, which uses two binders.

If you are a system manager of a large VAX system and do not do programming, you only need the System Management and General User Subkits. Those subkits give you the information you need to set up and maintain your large system. If you are a general user who does not manage a system but who wants more detailed information about using the VMS operating system to perform daily tasks, you can refer just to the General User Subkit.

3.2 Organization by Type of Information

Sometimes you need to look up a specific piece of information and other times you need to read a complete discussion of a topic. Because of these different needs, we have also organized information in the Base and Extended Documentation Sets by the type of information, in addition to topic. Throughout the documentation, introductory and conceptual information appears first, task-oriented information and examples second, followed by reference information.

For example, in the Base Documentation Set, the *VMS User's Manual* is divided into two parts. The first part consists of chapters that provide conceptual and task-oriented material; the second part is a reference section in which relevant commands are listed alphabetically.

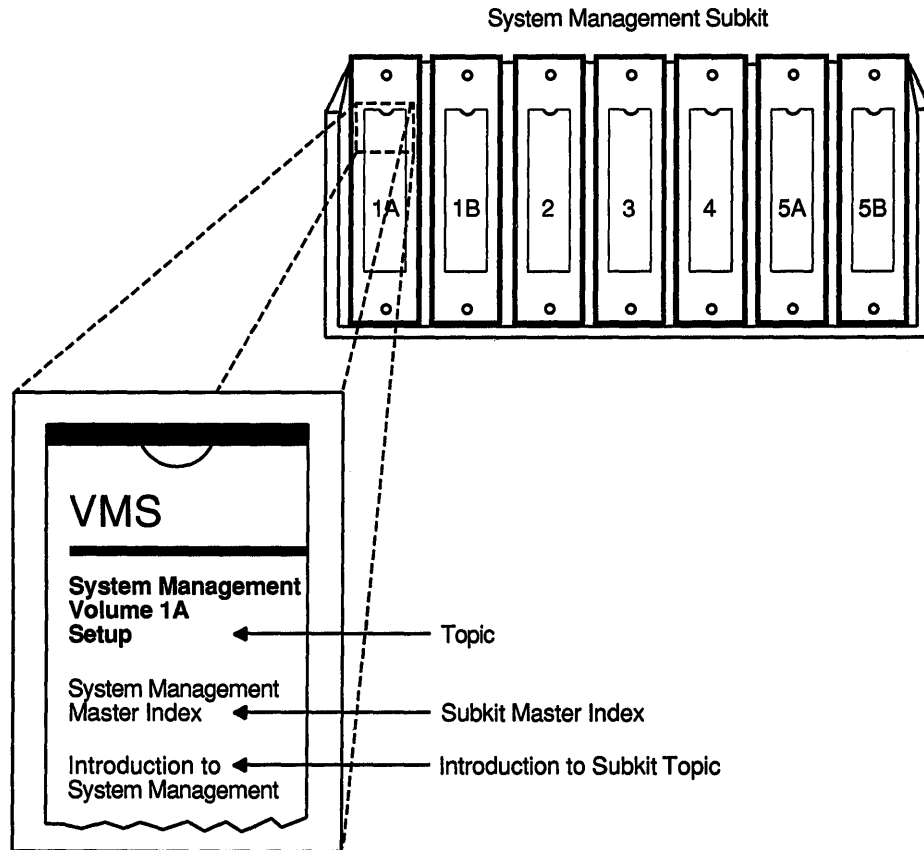
The Extended Documentation Set follows a similar organization; however, because of its size, information might be separated into different manuals. For example, the first volume of each subkit contains a manual that presents introductory material about the subject of the subkit. In addition, the first volume of a subkit also contains a master index for that subkit. Figure 1 shows the first volume of the System Management Subkit to illustrate this organization.

The subsequent volumes in a subkit usually contain a manual, called a guide, that presents introductory information about the topic of the volume. Following the guide, the remainder of the volume consists of manuals that present reference information about specific aspects of the volume topic.

The guides describe concepts and tasks related to the topic of the volume. We have written the guides in more general terms than the related parts of the reference manuals and have included extensive examples. Guides typically cover only those features of system components that are useful in the solution of particular problems, and often refer readers to reference manuals for more details.

The reference manuals provide detailed information about each utility, command, and routine. Each reference manual covers a specific aspect of the topic of the volume. Reference manuals are themselves organized by type of information. The manuals begin with a section called Description that presents conceptual material, continue with a Usage Summary section that describes how to invoke the command or utility, and then present reference information about specific aspects of the topic, such as command qualifiers.

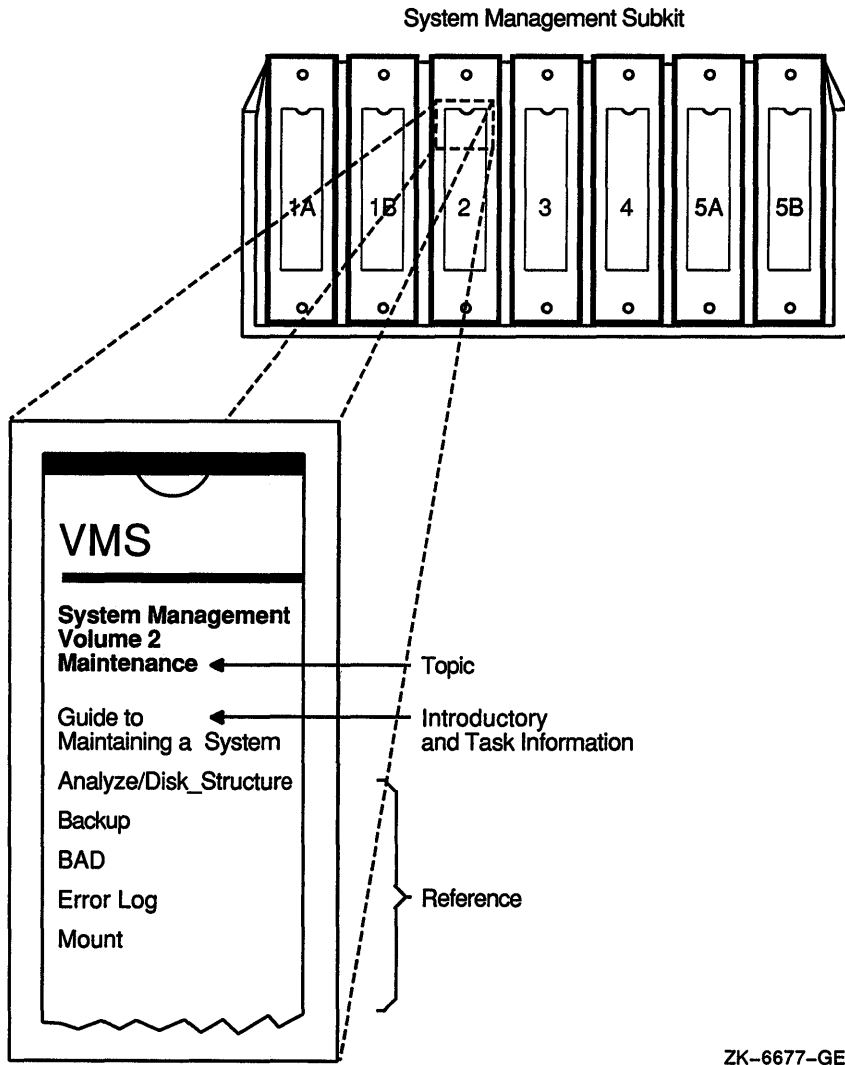
Figure 1 Organization of the First Volume of a Subkit



ZK-6676-GE

Figure 2 illustrates the organization of a volume in a subkit, using Volume 2 of the System Management Subkit. The topic of Volume 2 is System Maintenance. This volume contains a guide to system management and four other manuals that describe system maintenance utilities in detail.

Figure 2 Organization of Information Within Volumes



4 Descriptions of the Components of VMS Documentation

VMS documentation consists of the following:

- Base Documentation Set (which includes the VMS DECwindows User Kit)
- Extended Documentation Set (which includes the Obsolete Features Kit and can include the Base Documentation Set)
- Obsolete Features Kit
- Release Notes Kit
- VMS DECwindows User Kit

- Upgrade and installation supplements
- Optional documentation
- Online help

Figure 3 gives an overview of the components of VMS documentation. The sections that follow describe each component of VMS documentation.

4.1 **Base Documentation Set**

The Base Documentation Set consists of three, 7-by-9-inch, desktop manuals. This set addresses the needs of general users and system managers of small standalone systems. The volumes give concise and easy-to-find information about performing day-to-day tasks. In addition to showing you how to create and edit files, the Base Documentation Set provides quick reference information about DCL commands and utilities. It also provides task-oriented system management information about topics such as starting up the system and installing software, as well as reference information about the utilities you use to complete those tasks.

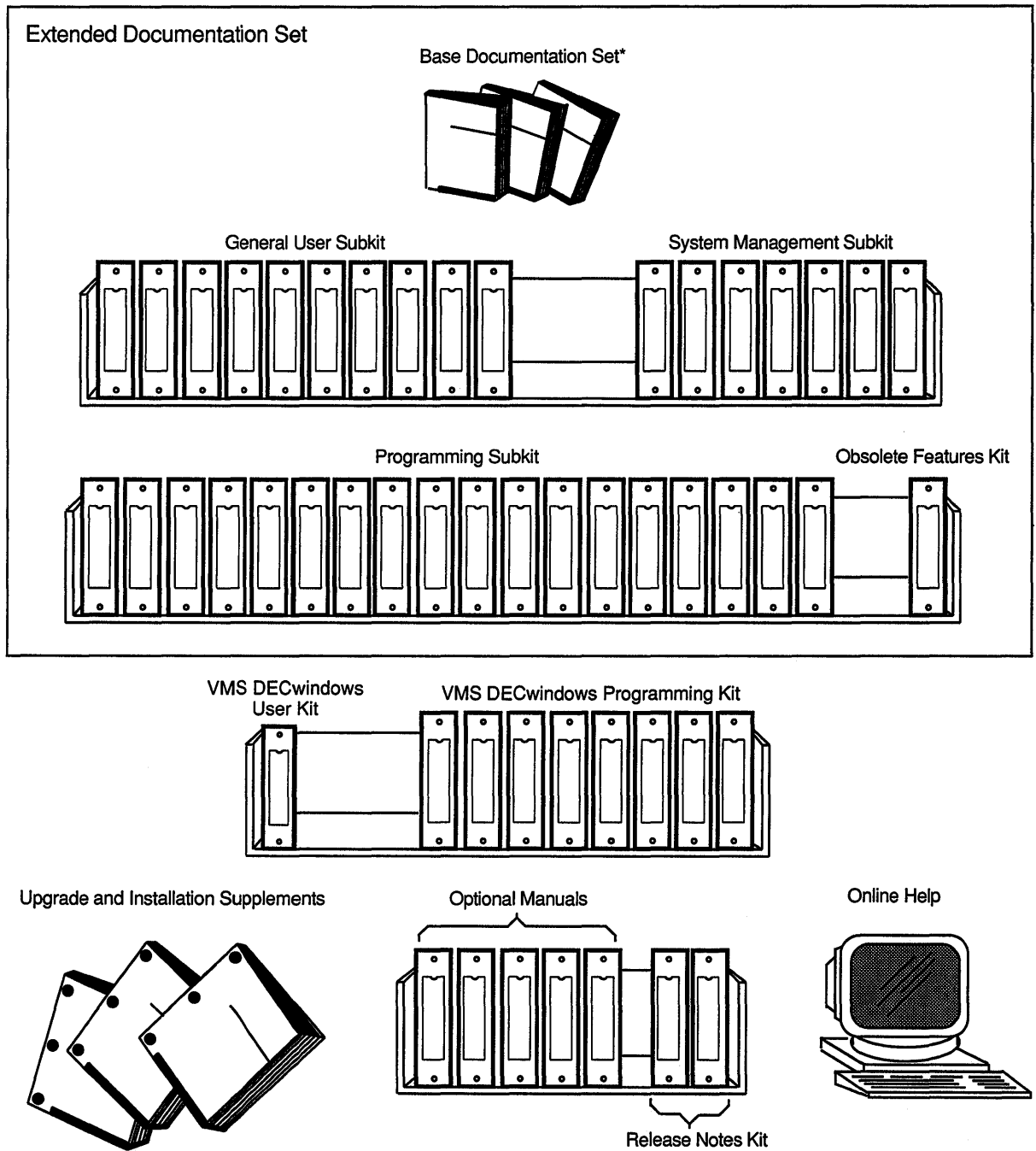
Note: The Base Documentation Set contains no programming information.

The Base Documentation Set consists of the following manuals:

- *VMS User's Manual*
- *VMS System Manager's Manual*
- *VMS License Management Utility Manual*

In addition, when you order the Base Documentation Set, you automatically receive the VMS DECwindows User Kit (see Section 4.5).

Figure 3 Overview of Components of VMS Documentation



*You automatically receive the VMS DECwindows User Kit when you order the Base Documentation Set.

ZK-6675-GE

The following sections describe the manuals in the Base Documentation Set.

4.1.1 *VMS User's Manual*

The *VMS User's Manual* provides an overview of the VMS operating system and presents basic concepts, task information, and reference information that enable you to perform daily computing tasks. Where appropriate, the reference material supports topics discussed in the concepts section. For example, the concepts section includes an extensive discussion of the DIGITAL Command Language (DCL), which enables users to communicate with VMS. The reference section contains a description of each DCL command.

The *VMS User's Manual* describes the VMS directory structure and how to work with files and directories. It also includes these additional topics: sending messages with the Mail Utility (MAIL), using logical names and symbols, writing command procedures, editing files with the EVE and EDT text editors, and processing files with DIGITAL Standard Runoff (DSR).

4.1.2 *VMS System Manager's Manual*

The *VMS System Manager's Manual* provides system managers of small standalone systems with descriptions of the procedures they need to manage daily operations on a VMS system. As with the *VMS User's Manual*, the manual presents task-oriented material first. These chapters provide instructions for setting up and maintaining routine operations, such as starting up the system, installing software, and setting up print and batch queues. In addition, the manual contains chapters on configuring and controlling the network and security issues. The reference section provides detailed information about the utilities that system managers use to complete the tasks described in the first part of the manual.

4.1.3 *VMS License Management Utility Manual*

The *VMS License Management Utility Manual* describes the VMS License Management Facility (LMF), the software license management tool on the VMS operating system. LMF includes the License Management Utility (LICENSE) and the command procedure VMSLICENSE.COM, which is used to register, manage, and track software licenses on line.

Note: The *VMS License Management Utility Manual* appears in the Base Documentation Set only. Information about LMF is not included in the System Management Subkit of the Extended Documentation Set.

4.2 Extended Documentation Set

The Extended Documentation Set contains unabridged information about using the VMS operating system. The Extended Documentation Set is intended for software developers, system analysts, system managers, and other users of midrange and larger systems (including VAXclusters) who need detailed technical information.

The Extended Documentation Set includes a Base Set and Obsolete Features Kit, as well as the following subkits:

- General User Subkit
- System Management Subkit
- Programming Subkit

Each subkit consists of volumes, which may contain one or more manuals. Each subkit also has its own master index. The sections that follow describe the components of each subkit.

4.2.1 General User Subkit

The General User Subkit spans six volumes. It contains a master index for the Extended Documentation Set as well as a master index for the General User Subkit itself. This subkit provides general information about the operating system, including an introduction to using VMS and a guide to using files and devices. It also provides information about using DCL commands and DCL command procedures, text editing tools, and information about system messages.

The General User Subkit consists of the following volumes:

- Volume 1: General Information
- Volume 2: Using VMS
- Volume 3: Using DCL
- Volume 4: DCL Dictionary
- Volume 5: Processing Text
- Volume 6: System Messages

The following sections describe the information contained in each volume of the General User Subkit.

Volume 1: General Information

The General Information volume consists of the following manuals:

- *VMS Master Index*
- *VMS General User Master Index*
- *VMS Glossary*

The *VMS Master Index* is an edited compilation of individual indexes from all the books in the VMS Version 5.4 General User, System Management, and Programming documentation subkits plus the indexes from the *VMS Version 5.4 Release Notes* and the *VMS Version 5.4 New Features Manual* (located in the Release Notes Kit), the *VMS Obsolete Features Manual* (located in the Obsolete Features Kit), and the *VMS License Management Utility Manual* (located in the VMS Base Set).

The *VMS General User Master Index* is the master index for the General User Subkit.

The *VMS Glossary* defines terms that are used throughout the documentation.

Volume 2: Using VMS

The Using VMS volume is divided into two parts: Volume 2A and Volume 2B. Volume 2A consists of the following manuals:

- *Introduction to VMS*
- *Guide to Using VMS*
- *Guide to VMS Files and Devices*

The *Introduction to VMS* is a tutorial that introduces major VMS concepts and commands and is especially helpful for novice users of the VMS operating system. The *Guide to Using VMS* provides conceptual and task-oriented information that supports general users in their daily computing tasks. Topics discussed include: working with files and directories, using logical names and symbols, writing command procedures, and editing files with the text editors EVE and EDT. The *Guide to VMS Files and Devices* describes some of the routine tasks that general users perform on files and devices, and it documents most of the disk and magnetic tape operations routinely performed by users of the VMS operating system.

Volume 2B consists of the following manuals:

- *VMS Mail Utility Manual*
- *VMS Phone Utility Manual*
- *VMS Sort/Merge Utility Manual*

These manuals describe some commonly used VMS utilities.

Volume 3: Using DCL

The Using DCL volume consists of the following manuals:

- *VMS DCL Concepts Manual*
- *Guide to Using VMS Command Procedures*

The *VMS DCL Concepts Manual* is an overview of the DIGITAL Command Language (DCL). The *Guide to Using VMS Command Procedures* presents key concepts and techniques for developing command procedures using DCL.

Volume 4: DCL Dictionary

The DCL Dictionary volume is divided into two parts: Volume 4A and Volume 4B. These two volumes make up a dictionary that describes the DIGITAL Command Language (DCL). The *VMS DCL Dictionary* provides an alphabetical listing of detailed reference information and examples for all DCL commands and lexical functions. Volume 4A includes terms from A to M; Volume 4B includes terms from N to Z.

Volume 5: Processing Text

The Processing Text volume is divided into two parts: Volume 5A and Volume 5B, and Volume 5C. Volume 5A consists of the following manuals:

- *Guide to VMS Text Processing*
- *VAX EDT Reference Manual*

The *Guide to VMS Text Processing* introduces novice users to the text editors EVE and EDT, and DIGITAL Standard Runoff (DSR). This manual also describes how to write start-up files for EVE. The *VAX EDT Reference Manual* fully describes and gives reference information for the VAX EDT interactive text editor.

Volume 5B contains the following manuals:

- *VAX DIGITAL Standard Runoff Reference Manual*
- *VMS EVE Reference Manual*

The *VAX DIGITAL Standard Runoff Reference Manual* describes the DSR text formatting utility. The *VMS EVE Reference Manual* contains command-by-command reference information about the EVE text editor. It also provides a cross-reference between EDT commands and EVE commands.

Volume 6: System Messages

The System Messages volume contains the *VMS System Messages and Recovery Procedures Reference Manual*. This volume is divided into two parts: Part I is Volume 6A and Part II is Volume 6B. The *VMS System Messages and Recovery Procedures Reference Manual* contains an alphabetical listing of the errors, warnings, and informational messages issued by the VMS operating system. This manual also provides the meaning of each message and a statement of the action to be taken in response to each message.

4.2.2 System Management Subkit

The System Management Subkit is a reference source for system managers of midrange and large VMS systems (including VAXclusters). Its five volumes introduce system management and describe how to set up and maintain a VMS system. This subkit contains detailed information about VAXclusters, networking, and performance and security management. These volumes also describe and contain reference information about utilities of particular interest to system managers.

The System Management Subkit consists of the following volumes:

- Volume 1: Setup
- Volume 2: Maintenance
- Volume 3: Security
- Volume 4: Performance
- Volume 5: Networking

The sections that follow describe the volumes in the System Management Subkit.

Volume 1: Setup

The Setup volume is divided into two parts: Volume 1A and Volume 1B. Volume 1A consists of the following manuals:

- *VMS System Management Master Index*
- *Introduction to VMS System Management*
- *Guide to Setting Up a VMS System*
- *VMS SYSMAN Utility Manual*

The *VMS System Management Master Index* is the master index for the System Management Subkit. The *Introduction to VMS System Management* describes the purpose and function of system management on a VMS operating system. It also provides introductory information about setting up a system (startup procedures and user accounts) and maintaining a system (maintaining files and volumes, backups, managing disk space, and so on). In addition, it also discusses concepts of performance management, clusters, and networking.

The *Guide to Setting Up a VMS System* describes the concepts and procedures you need to be familiar with to set up a VMS system for daily operation. It tells you how to customize the system for the needs of a particular site, how to start up and shut down the system, and how to set up and manage user accounts. The *Guide to Setting Up a VMS System* also describes how to use AUTOGEN and the System Generation Utility (SYSGEN) to tune the system and manage system resources.

The *VMS SYSMAN Utility Manual* describes a tool that centralizes the management of VAXclusters.

Volume 1B consists of the following manuals:

- *VMS VAXcluster Manual*
- *VMS Exchange Utility Manual*
- *VMS Install Utility Manual*
- *VMS LAT Control Program (LATCP) Manual*
- *VMS System Generation Utility Manual*
- *VMS Terminal Fallback Utility Manual*

The *VMS VAXcluster Manual* provides an overview of VAXclusters, describes the VAXcluster environment, and explains procedures for setting up and managing VAXcluster configurations. The other manuals in Volume 1B provide descriptions and reference information about other VMS utilities used to set up a system.

Volume 2: Maintenance

The Maintenance volume consists of the following manuals:

- *Guide to Maintaining a VMS System*
- *VMS Analyze / Disk_Structure Utility Manual*
- *VMS Backup Utility Manual*
- *VMS Bad Block Locator Utility Manual*
- *VMS Error Log Utility Manual*
- *VMS Mount Utility Manual*

The *Guide to Maintaining a VMS System* presents the concepts and procedures that are required to maintain daily operations on a VMS operating system. It describes how to set up and maintain public volumes (including mount and backup operations) and techniques for managing disk space and batch and print operations, and it provides information for maintaining the log files on a system. Volume 2 also contains manuals that describe and give reference information about the other VMS utilities used to perform system maintenance.

Volume 3: Security

The Security volume consists of the following manuals:

- *Guide to VMS System Security*
- *VMS Access Control List Editor Manual*
- *VMS Authorize Utility Manual*
- *VMS Audit Analysis Utility Manual*

The *Guide to VMS System Security* describes the security features available in the VMS operating system. It explains the purpose and proper application of each feature in the context of specific security needs. The other manuals in this volume contain reference information about tools used to control and monitor access to the system and its resources.

Volume 4: Performance

The Performance volume consists of the following manuals:

- *Guide to VMS Performance Management*
- *VMS Accounting Utility Manual*
- *VMS Monitor Utility Manual*
- *VMS Show Cluster Utility Manual*

The *Guide to VMS Performance Management* is a conceptual and tutorial manual for experienced users who are responsible for optimizing the performance of VMS systems. The other manuals in this volume describe and contain reference information about VMS utilities used to monitor system performance.

Volume 5: Networking

The Networking volume is divided into two parts: Volume 5A and Volume 5B. Volume 5A consists of the following manuals:

- *Guide to DECnet-VAX Networking*
- *VMS Networking Manual*

The *Guide to DECnet-VAX Networking* is an introduction to networking on a VMS system. This guide presents a basic overview of DECnet-VAX networking, summarizes user and manager network operations, and describes the procedures for bringing up the network and keeping it running. The *VMS Networking Manual* covers network management concepts, tasks and procedures, and programming operations.

Volume 5B consists of the following manuals:

- *VMS Network Control Program Manual*
- *VMS DECnet Test Sender/DECnet Test Receiver Utility Manual*

These manuals describe and give reference information about networking-related VMS utilities.

4.2.3 Programming Subkit

The Programming Subkit contains information for a programmer developing software on the VMS operating system. The volumes in the Programming Subkit present introductory information and reference material about VMS programming tools, utilities, routines, and system services. It also contains information about the VMS file system, system programming, device support, and VAX MACRO.

The Programming Subkit consists of the following 10 volumes:

- Volume 1: Introduction
- Volume 2: Utilities
- Volume 3: System Routines
- Volume 4: System Services
- Volume 5: Run-Time Library
- Volume 6: File System
- Volume 7: System Programming
- Volume 8: Device Support
- Volume 9: VAX MACRO
- Volume 10: VAXTPU

The sections that follow describe the volumes of the Programming Subkit.

Volume 1: Introduction

The Introduction volume consists of the following manuals:

- *VMS Programming Master Index*
- *Guide to VMS Programming Resources*
- *Guide to Creating VMS Modular Procedures*

The *VMS Programming Master Index* is the master index for the subkit. The *Guide to VMS Programming Resources* provides practical guidelines for using VMS program development tools. The guidelines generally apply to programming in any supported VAX programming language, although the examples pertain specifically to programming in the VAX FORTRAN language. The *Guide to Creating VMS Modular Procedures* describes how to design and code procedures that conform to the VMS Modular Programming Standard.

Volume 2: Utilities

The Utilities volume is divided into two parts: Volume 2A and Volume 2B. Volume 2A contains the *VMS Debugger Manual*, which describes the debugger.

Volume 2B consists of the following manuals:

- *VMS Command Definition Utility Manual*
- *VMS Librarian Utility Manual*
- *VMS Linker Utility Manual*
- *VMS Message Utility Manual*
- *VMS Patch Utility Manual*
- *VMS SUMSLP Utility Manual*

These manuals describe VMS programming utilities.

Volume 3: System Routines

The System Routines volume consists of the following manuals:

- *Introduction to VMS System Routines*
- *VMS Utility Routines Manual*

The *Introduction to VMS System Routines* describes the standard format used to document system routines, including information about syntax, argument types, and error codes. The *VMS Utility Routines Manual* describes the system routines that provide a programming interface to various VMS utilities.

Volume 4: System Services

The System Services volume is divided into two parts: Volume 4A and Volume 4B. Volume 4A contains the *Introduction to VMS System Services*, which introduces the system services and tells new users how to use them. Volume 4B contains the *VMS System Services Reference Manual*, which describes the set of routines that the VMS operating system uses to control resources, allow process communication, control I/O, and perform other such operating system functions.

Volume 5: Run-Time Library

The Run-Time Library (RTL) volume is divided into three parts: Volume 5A, Volume 5B, and Volume 5C. Volume 5A consists of the following manuals:

- *Introduction to the VMS Run-Time Library*
- *VMS RTL DECTalk (DTK\$) Manual*
- *VMS RTL Mathematics (MTH\$) Manual*
- *VMS RTL General Purpose (OTS\$) Manual*
- *VMS RTL Parallel Processing (PPL\$) Manual*

The *Introduction to the VMS Run-Time Library* introduces the Run-Time Library and describes how to call RTL routines. This manual also presents overviews of the categories of RTL routines and explains the documentation format of the routine descriptions. In addition to this introductory manual, Volume 5A also contains reference manuals for four of the run-time libraries.

Volume 5B contains the *VMS RTL Library (LIB\$) Manual*.

Volume 5C contains the following manuals:

- *VMS RTL Screen Management (SMG\$) Manual*
- *VMS RTL String Manipulation (STR\$) Manual*

These manuals describe additional run-time libraries.

Volume 6: File System

The File System volume is divided into two parts: Volume 6A and Volume 6B. Volume 6A consists of the following manuals:

- *Guide to VMS File Applications*
- *VMS Analyze/RMS_File Utility Manual*
- *VMS Convert and Convert/Reclaim Utility Manual*
- *VMS File Definition Language Facility Manual*
- *VMS National Character Set Utility Manual*

The *Guide to VMS File Applications* contains guidelines for designing, creating, and maintaining efficient data files by using VMS Record Management Services (RMS). This manual is intended for application programmers and designers responsible for programs that use VMS RMS files, especially if performance is an important consideration. Volume 6A also contains manuals that contain descriptive and reference information about several VMS utilities.

Volume 6B contains the *VMS Record Management Services Manual*, which provides reference and usage information for all programmers who use VMS RMS data files.

Volume 7: System Programming

The System Programming volume is divided into two parts: Volume 7A and Volume 7B. Volume 7A contains Parts I and II of the *VMS I/O User's Reference Volume*. Volume 7B consists of the following manuals:

- *VMS Delta/XDelta Utility Manual*
- *VMS System Dump Analyzer Utility Manual*

These manuals describe two VMS programming utilities.

Volume 8: Device Support

The Device Support volume is divided into two parts: Volume 8A and Volume 8B. Volume 8A contains the *VMS Device Support Manual*, which describes how to write a driver for a device not supplied by Digital. Volume 8B contains the *VMS Device Support Reference Manual*, which provides the reference material to the *VMS Device Support Manual*. The *VMS Device Support Reference Manual* describes the data structure, macros, and routines used in device driver programming.

Volume 9: VAX MACRO

Volume 9 contains the *VAX MACRO and Instruction Set Reference Manual*, which documents both the assembler directives of VAX MACRO and the VAX instruction set.

Volume 10: VAXTPU

The VAXTPU volume is divided into two parts: Volume 10A and Volume 10B. These two volumes contain the *VAX Text Processing Utility Manual*, which describes the VAX Text Processing Utility (VAXTPU) and provides reference information about the EDT Keypad Emulator interfaces to VAXTPU.

4.3 --- Obsolete Features Kit

The Obsolete Features Kit, which is part of the Extended Documentation Set, contains the *VMS Obsolete Features Manual*. This manual presents the DCL commands, system services, RTL routines, and utilities made obsolete by VMS Version 4.0 through Version 5.0. The manual also has an appendix of DCL commands, RTL routines, and utilities eliminated from VMS Version 4.0.

4.4 Release Notes Kit

The Release Notes Kit consists of two volumes.

Volume 1 contains the following documentation:

- *VMS Software Product Description*
- *DECnet-VAX Software Product Description*
- *VAXcluster Software Product Description*
- *Overview of VMS Documentation*
- *VMS Version 5.4 New Features Manual*

The *VMS Software Product Description* gives a general description of the components of the VMS operating system. It also lists facilities included in the operating system, system requirements, growth considerations, and licensing information.

The *DECnet-VAX Software Product Description* gives a general description of the components of the DECnet-VAX networking software. It also lists the basic capabilities of the networking software, system requirements, CPU/device load unit table, device support description, and licensing information.

The *VAXcluster Software Product Description* provides a general description of VAXcluster capabilities and guidelines for configuring VAXcluster system members.

Although the software product descriptions for DECnet-VAX and VAXcluster software are provided with this documentation kit, the DECnet-VAX and VAXcluster functions are enabled through the use of licenses that you must order separately.

The *Overview of VMS Documentation*, which you are now reading, is a general introduction to the VMS documentation set. This manual explains how the set is organized and describes all its components. It also lists order numbers and provides ordering information.

The *VMS Version 5.4 New Features Manual* summarizes the new features of the VMS Version 5.4 operating system.

Volume 2 contains the *VMS Version 5.4 Release Notes* manual, which has information about problems corrected in the VMS Version 5.4 operating system, restrictions to the operating system, and notes to the published documentation.

Note: The Release Notes Kit is not a part of the Extended Documentation Set or the Base Documentation Set. You must order the Release Notes Kit separately.

4.5 **VMS DECwindows User Kit**

The VMS DECwindows User Kit, which is automatically included when you order the Base Documentation Set, consists of the following manuals:

- *VMS DECwindows User's Guide*
- *VMS DECwindows Desktop Applications Guide*

Note that you can also order the VMS DECwindows User Kit separately.

If you use VMS DECwindows, the *VMS DECwindows User's Guide* and the *VMS DECwindows Desktop Applications Guide* provide descriptions of basic techniques for working with files and running applications.

The *VMS DECwindows User's Guide* describes the DECwindows user environment. The guide begins with an overview of DECwindows and then provides hands-on experience by taking users through a sample session. Subsequent chapters explain how to use FileView, manage files, and customize the DECwindows environment. The guide also provides a quick reference that explains basic techniques used in the DECwindows environment, such as scrolling and selecting text.

The *VMS DECwindows Desktop Applications Guide* describes, in a task-oriented manner, the DECwindows desktop applications. These applications include a tool for reading books online, a tool for displaying CDA (Compound Document Architecture) files, a mail handler, a text editor, a terminal emulator, a calendar, an application for drawing screen images, a clock, a cardfiler, a calculator, and games. A chapter is devoted to each application; users can read about one application at a time without having to read the entire guide.

4.6 **VMS Upgrade and Installation Documentation**

The *VMS Version 5.4 Upgrade and Installation Manual* is your primary source for step-by-step upgrade and installation procedures. Start any VMS Version 5.4 installation or upgrade by following the instructions in the *VMS Version 5.4 Upgrade and Installation Manual*. The *VMS Version 5.4 Upgrade and Installation Manual* also describes the VMS DECwindows installation procedure and how to upgrade a VAXcluster environment.

In addition to the *VMS Version 5.4 Upgrade and Installation Manual*, you received one or more upgrade and installation supplements with your VMS distribution kit. These manuals supplement the *VMS Version 5.4 Upgrade and Installation Manual* with information specific to your VAX computer. Use your computer-specific supplement in conjunction with the *VMS Version 5.4 Upgrade and Installation Manual* when you install or upgrade your system.

Your computer-specific supplement contains information such as device naming conventions, booting standalone BACKUP, as well as startup, shutdown, and backup procedures. There is one upgrade and installation supplement for each family of VAX computers. For example, one supplement is dedicated to the VAX 9000 series of computers.

4.7 **VMS Optional Documentation**

Optional documentation must be purchased separately from the Extended Documentation Set. There are two categories of optional documentation. The first category is documentation that supports System Integrated Products (products that are sold separately but make use of some existing VMS components). The second category is documentation that describes operating system features, but that is not included in the full document set because it is intended for a limited audience.

The sections that follow describe both categories of documentation.

4.7.1 **System Integrated Products**

The following books contain documentation that supports System Integrated Products:

- *VMS Volume Shadowing Manual*
- *VAX Volume Shadowing Manual*
- *VAX RMS Journaling Manual*

The *VMS Volume Shadowing Manual* describes phase II volume shadowing on the VMS operating system. The *VAX Volume Shadowing Manual* documents how to use phase I volume shadowing. Together, these manuals describe how to provide high data availability with either the phase I or phase II volume shadowing products.

The *VAX RMS Journaling Manual* describes the three types of RMS Journaling as well as other VMS components that support RMS Journaling. This manual also describes the RMS Recovery Utility (which is used to recover data saved using journaling), the transaction processing system services, and system management tasks required when using RMS Journaling.

4.7.2 **VMSINSTAL**

The *VMS Developer's Guide to VMSINSTAL* is intended for developers who are designing installation procedures for optional products layered on the VMS operating system. The manual describes the VMSINSTAL command procedure and provides guidelines for designing installation procedures that conform to standards recommended by Digital.

4.7.3 **TECO**

The *PDP-11 TECO User's Guide* describes the operating procedures for the PDP-11 TECO (Text Editor and Corrector) program.

4.7.4 **VMS DECwindows Programming Kit**

The VMS DECwindows Programming Kit contains programming information for a programmer developing DECwindows applications on the VMS operating system.

The VMS DECwindows Programming Kit consists of the following four volumes:

- Volume 1: Application Programming
- Volume 2: Xlib Programming

- Volume 3: Device Driver, Transport
- Volume 4: Display PostScript

The following subsections describe the information contained in each volume of the VMS DECwindows Programming Kit.

Volume 1: Application Programming

The Application Programming volume is divided into three parts: Volume 1A, Volume 1B, and Volume 1C.

Volume 1A consists of the following manuals:

- *XUI Style Guide*
- *VMS DECwindows Guide to Application Programming*
- *VMS DECwindows User Interface Language Reference Manual*

The *XUI Style Guide* outlines standards for the development of DECwindows application interfaces. One of the major goals of the DECwindows product is to provide a user environment in which application interfaces are consistent. Using extensive illustrations of interface objects, the *XUI Style Guide* establishes guidelines that developers should follow to create applications that conform to the XUI style.

The *VMS DECwindows Guide to Application Programming* explains how to use the XUI Toolkit to develop applications. The book includes an explanation of the User Interface Language (UIL) compiler.

The *VMS DECwindows User Interface Language Reference Manual* describes the syntax and features of the User Interface Language (UIL), a specification language for describing the initial state of a user interface for a VMS DECwindows application. The manual contains a description of the syntax of low-level elements and module components of UIL. It also contains information about how to use the UIL compiler and how to interpret compilation diagnostics.

Volume 1B and Volume 1C contain the *VMS DECwindows Toolkit Routines Reference Manual*, which provides the following information:

- A description of the documentation format for XUI Toolkit routines
- Instructions for calling an XUI Toolkit routine that uses the VAX format and the MIT C format
- A description of each argument in the routine
- A description of how the routine functions

Volume 2: Xlib Programming

The Xlib Programming volume is divided into three parts: Volume 2A, Volume 2B, and Volume 2C.

Volume 2A consists of the following manuals:

- *VMS DECwindows Guide to Xlib Programming: MIT C Binding*

- *VMS DECwindows Guide to Xlib Programming: VAX Binding*

These manuals explain how to use Xlib routines in DECwindows applications. The books include an overview of Xlib; a discussion of programming considerations in C, FORTRAN, Ada, and Pascal; and tutorials for using Xlib routines.

Volume 2B and Volume 2C contain the *VMS DECwindows Xlib Routines Reference Manual*, which provides the following information:

- A description of the documentation format for Xlib routines
- Instructions for calling an Xlib routine that uses the VAX format and the MIT C format
- A description of each argument in the routine
- A description of how the routine functions
- A list of values returned by the routine

Volume 3: Device Driver, Transport

The Device Driver and Transport volume contains two manuals: the *VMS DECwindows Device Driver Manual* and the *VMS DECwindows Transport Manual*.

The *VMS DECwindows Device Driver Manual* provides reference information about the DECwindows device drivers. The book explains the architecture for DECwindows device drivers and provides the information necessary to write port and class drivers.

The *VMS DECwindows Transport Manual* describes the theory of operation and interconnection of each component of the VMS DECwindows transport layer. It also describes the recommended coding procedures that you should follow when augmenting the DECwindows transport with a third-party transport.

Volume 4: Display PostScript

The Display PostScript volume contains the following manuals:

- *VMS DECwindows Display PostScript System Programming Supplement*
- *Display PostScript System Perspective for Software Developers*
- *Display PostScript System Client Library Reference Manual*
- *PostScript Language Extensions for the Display PostScript System*
- *PostScript Language Color Extensions*
- *Display PostScript System pswrap Reference Manual*
- *PostScript Document Structuring Conventions Specification Version 2.1*

The *VMS DECwindows Display PostScript System Programming Supplement* includes programming considerations and examples of using Display PostScript in the DECwindows programming environment.

The *Display PostScript System Perspective for Software Developers* provides a device-independent overview of programming using the Display PostScript system.

The other manuals in Volume 4 provide device-independent reference information about programming with Display PostScript.

4.7.5 CDA Kit

The CDA (Compound Document Architecture) Kit contains user and reference material that describes the CDA Services used to convert, view, and transfer CDA documents and to create CDA-conforming compound document applications and converters. It consists of the following manuals:

- *Introduction to the CDA Services*
- *Guide to Creating Compound Documents with the CDA Toolkit*
- *CDA Reference Manual*

The *Introduction to the CDA Services* provides an overview of compound document processing terminology and the various components of CDA, which include the CDA Toolkit, the Converter Architecture, the DDIF and DTIF interchange formats, and the command line interface to converting, viewing, and transferring CDA documents.

The *Guide to Creating Compound Documents with the CDA Toolkit* is a tutorial manual that describes how to use the CDA Toolkit to create CDA-conforming compound document applications on VMS and on ULTRIX systems.

The *CDA Reference Manual* provides reference material that supplements the two CDA user guides. This reference material describes the DDIF and DTIF aggregates and syntax diagrams, CDA Toolkit and user-defined routines, converter routines, callable DECwindows and character-cell CDA viewer routines, and the ULTRIX and VMS system commands used to convert, to view, and to transfer CDA documents.

4.8 Online Help

Many users appreciate the convenience and immediacy of online help. Thus, the VMS operating system provides online help files for commands, utilities, and system routines.

5 Changes to the Documentation Set

In VMS Version 5.4, there have been some additions to the VMS documentation set and changes to previous versions of certain manuals.

New Manuals

For VMS Version 5.4, the following manuals have been added:

- *VMS Volume Shadowing Manual*
- *Introduction to the CDA Services*

- *Guide to Creating Compound Documents with the CDA Toolkit*
- *VMS DECwindows Display PostScript System Programming Supplement*
- *Display PostScript System Perspective for Software Developers*
- *Display PostScript System Client Library Reference Manual*
- *PostScript Language Extensions for the Display PostScript System*
- *PostScript Language Color Extensions*
- *Display PostScript System pswrap Reference Manual*
- *PostScript Document Structuring Conventions Specification Version 2.1*
- *VMS Upgrade and Installation Supplement: VAXft 3000*
- *VMS Upgrade and Installation Supplement: VAX 9000 Series*

Discontinued Manuals

For VMS Version 5.4, the following manuals have been discontinued:

- *Overview of VMS DECwindows*
- *VMS Version 5.3 SCSI Device Support Manual*

The information is now included in the *VMS Device Support Manual* and in Part I of the *VMS I/O User's Reference Volume*.

- *Guide to Parallel Processing*

The information is now included in the *VMS RTL Parallel Processing (PPL\$) Manual*.

- *VMS DECwindows Programming Documentation Supplement*

The information is now included in revisions to the DECwindows programming manuals.

New Location

The *VAX Text Processing Utility Manual* is no longer part of the General User Subkit. Instead, it is included with the Programming Subkit.

6 Ordering Information

The modularity of the VMS Version 5.4 documentation set facilitates ordering various components of the set. You can order the following:

- The Base Documentation Set, which includes the VMS DECwindows User Kit
- The Extended Documentation Set, with or without the Base Documentation Set and including the Obsolete Features Kit
- Any of the three subkits in the Extended Documentation Set:
 - General User
 - System Management
 - Programming

- The Obsolete Features Kit
- The Release Notes Kit
- The VMS DECwindows User Kit
- Any volume in the Extended Documentation Set
- Any manual in either the Base Documentation Set or the Extended Documentation Set
- Any optional documentation

The following sections provide ordering information and tables that list the order numbers for all the components of the VMS Version 5.4 documentation set. If you need additional help deciding which documentation best suits your needs, in the United States call 800-343-4040 before placing your order.

In addition to the printed version, all VMS documentation is also available on a single compact disc for use with the VMS DECwindows Bookreader.

6.1 **How to Order Documentation**

This section describes how you can order VMS software documentation by telephone, by electronic mail, or by direct mail.

Telephone Orders

Continental USA, Alaska, and Hawaii	Call 800-DIGITAL
Puerto Rico	Call 809-754-7575
Canada	Call 800-267-6215
International	Call local Digital subsidiary or approved distributor

Electronic Orders, USA Only

To place an order at the Electronic Store, dial 800-DEC-DEMO (800-332-3366) using a 1200- or 2400-baud modem. If you need assistance using the Electronic Store, call 800-DIGITAL (800-344-4825).

Direct Mail Orders

Continental USA, Alaska, and Hawaii	Digital Equipment Corporation P.O. Box CS2008 Nashua, New Hampshire 03061
Puerto Rico	Contact local Digital subsidiary at 809-754-7575
Canada	Digital Equipment of Canada Attn: DECdirect Operations KAO2/2 P.O. Box 13000 100 Herzberg Road Kanata, Ontario, Canada K2K 2A6

International

Contact local Digital subsidiary or approved distributor

Internal Orders

To place internal orders for software documentation, submit an Internal Software Order Form (EN-01740-07) to SSB Order Processing—WMO/E15 or to the US/Software Supply Business, Digital Equipment Corporation, Westminister, Massachusetts, 01473.

6.2 **Ordering Complete Sets, Kits, Subkits, and Volumes**

Table 1 lists all the sets, kits, subkits, and volumes (and their order numbers) available in the VMS documentation set. The Extended Documentation Set, which can include the Base Documentation Set, consists of the General User, System Management, and Programming Subkits and the Obsolete Features Kit. You must order the Release Notes Kit separately. The sets, kits, subkits, and volumes include binders with the order. (The Base Set manuals are bound and therefore do not require separate binders.) See Tables 2 to 9 for information about ordering any of the individual manuals contained in kits and volumes.

Table 1 Order Numbers for Complete Sets, Kits, Subkits, and Volumes

Title	Order No.	Contents
Base Set ¹	QA-09SAA-GZ.5.4	<i>VMS User's Manual</i> <i>VMS System Manager's Manual</i> <i>VMS License Management Utility Manual</i> VMS DECwindows User Kit
Extended Set (with Base Set) ¹	QA-001AA-GZ.5.4	Base Set General User Subkit System Management Subkit Programming Subkit Obsolete Features Kit
Extended Set (without Base Set) ¹	QA-001A4-GZ.5.4	General User Subkit System Management Subkit Programming Subkit Obsolete Features Kit

¹When ordering the Base Set or the Extended Set, you should also order the Release Notes Kit. You automatically receive the VMS DECwindows User Kit when you order the Base Set.

(continued on next page)

Table 1 (Cont.) Order Numbers for Complete Sets, Kits, Subkits, and Volumes

Title	Order No.	Contents
General User Subkit	QA-001A1-GZ.5.4	Volumes 1-6 (with binders)
Volume 1	QA-001AB-GZ.5.4	General Information (binder, 3 manuals)
Volume 2	QA-001AC-GZ.5.0	Using VMS (binders A and B, 6 manuals)
Volume 3	QA-001AD-GZ.5.0	Using DCL (binder, 2 manuals)
Volume 4	QA-001AE-GZ.5.4	DCL Dictionary (binders A and B, 2 manuals)
Volume 5	QA-001AF-GZ.5.4	Processing Text (binders A and B, 4 manuals)
Volume 6	QA-001AG-GZ.5.4	System Messages (binders A and B, 2 manuals)
System Management Subkit	QA-001A2-GZ.5.4	Volumes 1-5 (with binders)
Volume 1	QA-001AH-GZ.5.4	Setup (binders A and B, 10 manuals)
Volume 2	QA-001AJ-GZ.5.0	Maintenance (binder, 6 manuals)
Volume 3	QA-001AK-GZ.5.2	Security (binder, 4 manuals)
Volume 4	QA-001AL-GZ.5.0	Performance (binder, 4 manuals)
Volume 5	QA-001AN-GZ.5.0	Networking (binders A and B, 4 manuals)
Programming Subkit	QA-001A3-GZ.5.4	Volumes 1-10 (with binders)
Volume 1	QA-001AP-GZ.5.4	Introduction (binder, 3 manuals)
Volume 2	QA-001AQ-GZ.5.4	Programming Utilities (binders A and B, 7 manuals)
Volume 3	QA-001AR-GZ.5.4	System Routines (binder, 2 manuals)
Volume 4	QA-001AS-GZ.5.0	System Services (binders A and B, 2 manuals)
Volume 5	QA-001AT-GZ.5.4	Run-Time Library (3 binders, 8 manuals)
Volume 6	QA-001AU-GZ.5.0	File System (2 binders, 6 manuals)
Volume 7	QA-001AV-GZ.5.4	System Programming (2 binders, 4 manuals)
Volume 8	QA-001AW-GZ.5.4	Device Support (binders A and B, 2 manuals)
Volume 9	QA-001AX-GZ.5.4	VAX MACRO (binder, 1 manual)
Volume 10	QA-09SAD-GZ.5.4	VAXTPU (2 binders, 2 manuals)
Release Notes Kit	QA-001AY-GZ.5.4	VMS Version 5.4 release information (2 binders, cover letters, SPDs, 3 manuals)
Obsolete Features Kit	QA-001AZ-GZ.5.0	Obsolete Features (binder, 1 manual)
VMS DECwindows User Kit	QA-09SAB-GZ.5.4	<i>VMS DECwindows User's Guide</i> <i>VMS DECwindows Desktop Applications Guide</i>
VMS DECwindows Programming Kit	QA-001AM-GZ.5.4	Volumes 1-4 (with binders)

(continued on next page)

Table 1 (Cont.) Order Numbers for Complete Sets, Kits, Subkits, and Volumes

Title	Order No.	Contents
Volume 1	QA-001A5-GZ.5.4	Application Programming (3 binders, 5 manuals)
Volume 2	QA-001A6-GZ.5.4	Xlib Programming (3 binders, 4 manuals)
Volume 3	QA-001A7-GZ.5.4	Device Driver, Transport (1 binder, 2 manuals)
Volume 4	QA-09SAC-GZ.5.4	Display PostScript (1 binder, 7 manuals)
CDA Kit	QA-YMFAA-GZ.1.3	<i>Introduction to the CDA Services</i> <i>Guide to Creating Compound Documents with the CDA Toolkit</i> <i>CDA Reference Manual</i> (2 binders, 2 manuals)
Volume Shadowing Kit	QA-AB2AA-GZ.5.4	<i>VMS Volume Shadowing Manual</i> <i>VAX Volume Shadowing Manual</i>

6.3 **Ordering Individual Manuals**

Tables 2 to 9 list the individual manuals in the VMS Version 5.4 documentation set and their order numbers.

Table 2 provides order numbers for the manuals in the Base Set, the VMS DECwindows User Kit (included with the Base Set), the Release Notes Kit, and the Obsolete Features Kit.

Table 2 Order Numbers for Manuals in the Base Documentation Set, DECwindows User Kit, Release Notes Kit, and Obsolete Features Kit

Kit	Manual Title	Order No.
Base Set	<i>VMS User's Manual</i>	AA-LA98B-TE
	<i>VMS System Manager's Manual</i>	AA-LA00B-TE
	<i>VMS License Management Utility Manual</i>	AA-LA33B-TE
Release Notes Kit	<i>Cover Letter for VMS</i>	AV-EF56K-TE
	<i>Cover Letter for DECnet-VAX</i>	AV-DL04J-TE
	<i>Cover Letter for VAXcluster</i>	AV-LS20E-TE
	<i>VMS Software Product Description</i>	AE-HQ86J-TE
	<i>DECnet-VAX Software Product Description</i>	AE-NJ32C-TE

(continued on next page)

Table 2 (Cont.) Order Numbers for Manuals in the Base Documentation Set, DECwindows User Kit, Release Notes Kit, and Obsolete Features Kit

Kit	Manual Title	Order No.
	<i>VAXcluster Software Product Description</i>	AE-LS19E-TE
	<i>Overview of VMS Documentation</i>	AA-LA95C-TE
	<i>VMS Version 5.4 New Features Manual</i>	AA-LA97C-TE
	<i>VMS Version 5.4 Release Notes</i>	AA-LB22C-TE
VMS DECwindows User Kit ¹	<i>VMS DECwindows User's Guide</i>	AA-MG18B-TE
	<i>VMS DECwindows Desktop Applications Guide</i>	AA-MG19B-TE
Obsolete Features Kit	<i>VMS Obsolete Features Manual</i>	AA-LB25A-TE

¹The VMS DECwindows User Kit is also included with the Base Documentation Set.

Table 3 lists order numbers for the individual manuals in the General User Subkit.

Table 3 Order Numbers for Manuals in the General User Subkit

Volume	Manual Title	Order No.
Volume 1/General Information	<i>VMS Master Index</i>	AA-LA01B-TE
	<i>VMS General User Master Index</i>	AA-LA02B-TE
	<i>VMS Glossary</i>	AA-LA03A-TE
Volume 2A/Using VMS	<i>Introduction to VMS</i>	AA-LA04A-TE
	<i>Guide to Using VMS</i>	AA-LA05A-TE
	<i>Guide to VMS Files and Devices</i>	AA-LA06A-TE
Volume 2B/Using VMS	<i>VMS Mail Utility Manual</i>	AA-LA07A-TE
	<i>VMS Phone Utility Manual</i>	AA-LA08A-TE
	<i>VMS Sort/Merge Utility Manual</i>	AA-LA09A-TE
Volume 3/Using DCL	<i>VMS DCL Concepts Manual</i>	AA-LA10A-TE
	<i>Guide to Using VMS Command Procedures</i>	AA-LA11A-TE
Volume 4A/DCL Dictionary	<i>VMS DCL Dictionary: Part I</i>	AA-PBK5A-TE

(continued on next page)

Table 3 (Cont.) Order Numbers for Manuals in the General User Subkit

Volume	Manual Title	Order No.
Volume 4B/DCL Dictionary	<i>VMS DCL Dictionary: Part II</i>	AA-PBK6A-TE
Volume 5A/Processing Text	<i>Guide to VMS Text Processing</i>	AA-LA13B-TE
	<i>VAX EDT Reference Manual</i>	AA-LA16A-TE
Volume 5B/Processing Text	<i>VAX DIGITAL Standard Runoff Reference Manual</i>	AA-LA15A-TE
	<i>VMS EVE Reference Manual</i>	AA-NG62B-TE
Volume 6A/System Messages	<i>VMS System Messages and Recovery Procedures Reference Manual: Part I</i>	AA-LA17B-TE
Volume 6B/System Messages	<i>VMS System Messages and Recovery Procedures Reference Manual: Part II</i>	AA-LA18B-TE

Table 4 provides order numbers for the manuals in the System Management Subkit.

Table 4 Order Numbers for Manuals in the System Management Subkit

Volume	Manual Title	Order Number
Volume 1A/Setup	<i>VMS System Management Master Index</i>	AA-LA23B-TE
	<i>Introduction to VMS System Management</i>	AA-LA24A-TE
	<i>Guide to Setting Up a VMS System</i>	AA-LA25A-TE
	<i>VMS SYSMAN Utility Manual</i>	AA-LA26B-TE
Volume 1B/Setup	<i>VMS VAXcluster Manual</i>	AA-LA27B-TE
	<i>VMS Exchange Utility Manual</i>	AA-LA28A-TE
	<i>VMS Install Utility Manual</i>	AA-LA29A-TE
	<i>VMS LAT Control Program (LATCP) Manual</i>	AA-LA32A-TE
	<i>VMS System Generation Utility Manual</i>	AA-LA30A-TE
	<i>VMS Terminal Fallback Utility Manual</i>	AA-LA31A-TE
Volume 2/Maintenance	<i>Guide to Maintaining a VMS System</i>	AA-LA34A-TE
	<i>VMS Analyze/Disk_Structure Utility Manual</i>	AA-LA39A-TE

(continued on next page)

Table 4 (Cont.) Order Numbers for Manuals in the System Management Subkit

Volume	Manual Title	Order Number
	<i>VMS Backup Utility Manual</i>	AA-LA35A-TE
	<i>VMS Bad Block Locator Utility Manual</i>	AA-LA36A-TE
	<i>VMS Error Log Utility Manual</i>	AA-LA37A-TE
	<i>VMS Mount Utility Manual</i>	AA-LA38A-TE
Volume 3/Security	<i>Guide to VMS System Security</i>	AA-LA40B-TE
	<i>VMS Access Control List Editor Manual</i>	AA-LA41A-TE
	<i>VMS Authorize Utility Manual</i>	AA-LA42A-TE
	<i>VMS Audit Analysis Utility Manual</i>	AA-NG63A-TE
Volume 4/Performance	<i>Guide to VMS Performance Management</i>	AA-LA43A-TE
	<i>VMS Accounting Utility Manual</i>	AA-LA44A-TE
	<i>VMS Monitor Utility Manual</i>	AA-LA45A-TE
	<i>VMS Show Cluster Utility Manual</i>	AA-LA46A-TE
Volume 5A/Networking	<i>Guide to DECnet-VAX Networking</i>	AA-LA47A-TE
	<i>VMS Networking Manual</i>	AA-LA48A-TE
Volume 5B/Networking	<i>VMS Network Control Program Manual</i>	AA-LA50A-TE
	<i>VMS DECnet Test Sender/DECnet Test Receiver Utility Manual</i>	AA-LA49A-TE

Table 5 provides order numbers for the manuals in the Programming Subkit.

Table 5 Order Numbers for Manuals in the Programming Subkit

Volume	Manual Title	Order No.
Volume 1/Introduction	<i>VMS Programming Master Index</i>	AA-LA56B-TE
	<i>Guide to VMS Programming Resources</i>	AA-LA57A-TE
	<i>Guide to Creating VMS Modular Procedures</i>	AA-LA58A-TE
Volume 2A/Utilities	<i>VMS Debugger Manual</i>	AA-LA59C-TE
Volume 2B/Utilities	<i>VMS Command Definition Utility Manual</i>	AA-LA60A-TE
	<i>VMS Librarian Utility Manual</i>	AA-LA61A-TE

(continued on next page)

Table 5 (Cont.) Order Numbers for Manuals in the Programming Subkit

Volume	Manual Title	Order No.
	<i>VMS Linker Utility Manual</i>	AA-LA62A-TE
	<i>VMS Message Utility Manual</i>	AA-LA63A-TE
	<i>VMS Patch Utility Manual</i>	AA-LA64A-TE
	<i>VMS SUMSLP Utility Manual</i>	AA-LA65A-TE
Volume 3/System Routines	<i>Introduction to VMS System Routines</i>	AA-LA66B-TE
	<i>VMS Utility Routines Manual</i>	AA-LA67B-TE
Volume 4A/System Services	<i>Introduction to VMS System Services</i>	AA-LA69A-TE
Volume 4B/System Services	<i>VMS System Services Reference Manual</i>	AA-LA68A-TE
Volume 5A/Run-Time Library	<i>Introduction to the VMS Run-Time Library</i>	AA-LA70A-TE
	<i>VMS RTL DECTalk (DTK\$) Manual</i>	AA-LA71A-TE
	<i>VMS RTL Mathematics (MTH\$) Manual</i>	AA-LA72B-TE
	<i>VMS RTL General Purpose (OTS\$) Manual</i>	AA-LA73A-TE
	<i>VMS RTL Parallel Processing (PPL\$) Manual</i>	AA-LA74B-TE
Volume 5B/Run-Time Library	<i>VMS RTL Library (LIB\$) Manual</i>	AA-LA76A-TE
Volume 5C/Run-Time Library	<i>VMS RTL Screen Management (SMG\$) Manual</i>	AA-LA77A-TE
	<i>VMS RTL String Manipulation (STR\$) Manual</i>	AA-LA75A-TE
Volume 6A/File System	<i>Guide to VMS File Applications</i>	AA-LA78A-TE
	<i>VMS Analyze/RMS_File Utility Manual</i>	AA-LA79A-TE
	<i>VMS Convert and Convert/Reclaim Utility Manual</i>	AA-LA80A-TE
	<i>VMS File Definition Language Facility Manual</i>	AA-LA81A-TE
	<i>VMS National Character Set Utility Manual</i>	AA-LA82A-TE

(continued on next page)

Table 5 (Cont.) Order Numbers for Manuals in the Programming Subkit

Volume	Manual Title	Order No.
Volume 6B/File System	<i>VMS Record Management Services Manual</i>	AA-LA83A-TE
Volume 7A/System Programming	<i>VMS I/O User's Reference Manual: Part I</i>	AA-LA84B-TE
	<i>VMS I/O User's Reference Manual: Part II</i>	AA-LA85A-TE
Volume 7B/System Programming	<i>VMS Delta/XDelta Utility Manual</i>	AA-LA86A-TE
	<i>VMS System Dump Analyzer Utility Manual</i>	AA-LA87A-TE
Volume 8A/Device Support	<i>VMS Device Support Manual</i>	AA-PBPWA-TE
Volume 8B/Device Support	<i>VMS Device Support Reference Manual</i>	AA-PBPXA-TE
Volume 9/VAX MACRO	<i>VAX MACRO and Instruction Set Reference Manual</i>	AA-LA89B-TE
Volume 10A/VAXTPU	<i>VAX Text Processing Utility Manual: Part I</i>	AA-PBTMA-TE
Volume 10B/VAXTPU	<i>VAX Text Processing Utility Manual: Part II</i>	AA-PBTNA-TE

6.4 Order Numbers for Upgrade and Installation Supplements

Table 6 lists the titles and order numbers of upgrade and installation supplements.

Table 6 Order Numbers for Upgrade and Installation Supplements

Title	Order No.
<i>VMS Upgrade and Installation Supplement: VAX 8530, 8550, 8810 (8700), and 8820-N (8800)</i>	AA-LB26B-TE
<i>VMS Upgrade and Installation Supplement: VAX 8600, 8650</i>	AA-LB27B-TE
<i>VMS Upgrade and Installation Supplement: VAX 8200, 8250, 8300, 8350</i>	AA-LB28B-TE
<i>VMS Upgrade and Installation Supplement: VAX-11/780, 785</i>	AA-LB29B-TE

(continued on next page)

Table 6 (Cont.) Order Numbers for Upgrade and Installation Supplements

Title	Order No.
<i>VMS Upgrade and Installation Supplement: VAX-11/750</i>	AA-LB30B-TE
<i>VMS Installation and Operations: VAX-11/730</i>	AA-LB31B-TE
<i>VMS Installation and Operations: VAXstation II, II/GPX and MicroVAX II</i>	AA-LB32B-TE
<i>VMS Upgrade and Installation Supplement: VAXstation 2000, MicroVAX 2000</i>	AA-LB34B-TE
<i>VMS Installation and Operations: VAXstation 3100, MicroVAX 3100 Series</i>	AA-NY74B-TE
<i>VMS Installation and Operations: MicroVAX, VAXstation, and VAXserver 3400, 3600, 3900 Series</i>	AA-LB35B-TE
<i>VMS Upgrade and Installation Supplement: VAXstation 3520, 3540</i>	AA-NC52B-TE
<i>VMS Upgrade and Installation Supplement: VAX 8820, 8830, 8840</i>	AA-LB37B-TE
<i>VMS Upgrade and Installation Supplement: VAX 6000 Series</i>	AA-LB36C-TE
<i>VMS Upgrade and Installation Supplement: VAXft 3000</i>	AA-NL32A-TE
<i>VMS Upgrade and Installation Supplement: VAX 9000 Series</i>	AA-PBK8A-TE
<i>VMS Version 5.4 Upgrade and Installation Manual</i>	AA-NG61C-TE

6.5

Order Numbers for Optional Manuals

Table 7 lists the titles and order numbers of optional manuals.

Table 7 Order Numbers for Optional Manuals

Title	Order No.
<i>VMS Volume Shadowing Manual</i>	AA-PBTVA-TE
<i>VAX Volume Shadowing Manual</i>	AA-LB18A-TE
<i>VAX RMS Journaling Manual¹</i>	AI-JG41B-TE
<i>VMS Developer's Guide to VMSINSTAL¹</i>	AI-LA99B-TE
<i>PDP-11 TECO User's Guide</i>	AA-K420B-TC

¹Includes a binder.

Table 8 provides order numbers for the manuals in the VMS DECwindows Programming Kit.

Table 8 Order Numbers for Manuals in the VMS DECwindows Programming Kit

Volume	Manual Title	Order No.
Volume 1A/Application Programming	<i>XUI Style Guide</i>	AA-MG20A-TE
	<i>VMS DECwindows Guide to Application Programming</i>	AA-MG21B-TE
	<i>VMS DECwindows User Interface Language Reference Manual</i>	AA-MG22B-TE
Volume 1B/Application Programming	<i>VMS DECwindows Toolkit Routines Reference Manual: Part I</i>	AA-MG23B-TE
Volume 1C/Application Programming	<i>VMS DECwindows Toolkit Routines Reference Manual: Part II</i>	AA-MK88B-TE
Volume 2A/Xlib Programming	<i>VMS DECwindows Guide to Xlib Programming: MIT C Binding</i>	AA-MG24B-TE
	<i>VMS DECwindows Guide to Xlib Programming: VAX Binding</i>	AA-MG25B-TE
Volume 2B/Xlib Programming	<i>VMS DECwindows Xlib Routines Reference Manual: Part I</i>	AA-MG26B-TE
Volume 2C/Xlib Programming	<i>VMS DECwindows Xlib Routines Reference Manual: Part II</i>	AA-MG27B-TE
Volume 3/Device Driver, Transport	<i>VMS DECwindows Device Driver Manual</i>	AA-MG28B-TE
	<i>VMS DECwindows Transport Manual</i>	AA-PABWA-TE
Volume 4/Display PostScript	<i>VMS DECwindows Display PostScript System Programming Supplement</i>	AA-PBKFA-TE
	<i>Display PostScript System Perspective for Software Developers</i>	AA-PBKAA-TK
	<i>Display PostScript System Client Library Reference Manual</i>	AA-PBKEA-TK
	<i>PostScript Language Extensions for the Display PostScript System</i>	AA-PBKCA-TK
	<i>PostScript Language Color Extensions</i>	AA-PBKDA-TK
	<i>Display PostScript System pswrap Reference Manual</i>	AA-PBKBA-TK

(continued on next page)

Table 8 (Cont.) Order Numbers for Manuals in the VMS DECwindows Programming Kit

Volume	Manual Title	Order No.
	<i>PostScript Document Structuring Conventions Specification Version 2.1</i>	AA-PBPUA-TK

Table 9 provides order numbers for the manuals in the CDA (Compound Document Architecture) Kit.

Table 9 Order Numbers for Manuals in the CDA Kit

Volume	Manual Title	Order No.
CDA User Guides	<i>Introduction to the CDA Services</i>	AA-PB0JA-TK
	<i>Guide to Creating Compound Documents with the CDA Toolkit</i>	AA-PBOKA-TK
Volume 1/CDA	<i>CDA Reference Manual (Volume 1)</i> ¹	AI-PBD3A-TE
Volume 2/CDA	<i>CDA Reference Manual (Volume 2)</i> ¹	AI-PC02A-TE

¹Includes a binder.

How to Order Additional Documentation

Technical Support

If you need help deciding which documentation best meets your needs, call 800-343-4040 before placing your electronic, telephone, or direct mail order.

Electronic Orders

To place an order at the Electronic Store, dial 800-DEC-DEMO (800-332-3366) using a 1200- or 2400-baud modem. If you need assistance using the Electronic Store, call 800-DIGITAL (800-344-4825).

Telephone and Direct Mail Orders

Your Location	Call	Contact
Continental USA, Alaska, or Hawaii	800-DIGITAL	Digital Equipment Corporation P.O. Box CS2008 Nashua, New Hampshire 03061
Puerto Rico	809-754-7575	Local Digital subsidiary
Canada	800-267-6215	Digital Equipment of Canada Attn: DECdirect Operations KAO2/2 P.O. Box 13000 100 Herzberg Road Kanata, Ontario, Canada K2K 2A6
International	_____	Local Digital subsidiary or approved distributor
Internal ¹	_____	USASSB Order Processing - WMO/E15 or U.S. Area Software Supply Business Digital Equipment Corporation Westminster, Massachusetts 01473

¹For internal orders, you must submit an Internal Software Order Form (EN-01740-07).

Reader's Comments

Overview of VMS
Documentation
AA-LA95C-TE

Please use this postage-paid form to comment on this manual. If you require a written reply to a software problem and are eligible to receive one under Software Performance Report (SPR) service, submit your comments on an SPR form.

Thank you for your assistance.

I rate this manual's:

	Excellent	Good	Fair	Poor
Accuracy (software works as manual says)	<input type="checkbox"/>	<input type="checkbox"/>	<input type="checkbox"/>	<input type="checkbox"/>
Completeness (enough information)	<input type="checkbox"/>	<input type="checkbox"/>	<input type="checkbox"/>	<input type="checkbox"/>
Clarity (easy to understand)	<input type="checkbox"/>	<input type="checkbox"/>	<input type="checkbox"/>	<input type="checkbox"/>
Organization (structure of subject matter)	<input type="checkbox"/>	<input type="checkbox"/>	<input type="checkbox"/>	<input type="checkbox"/>
Figures (useful)	<input type="checkbox"/>	<input type="checkbox"/>	<input type="checkbox"/>	<input type="checkbox"/>
Examples (useful)	<input type="checkbox"/>	<input type="checkbox"/>	<input type="checkbox"/>	<input type="checkbox"/>
Index (ability to find topic)	<input type="checkbox"/>	<input type="checkbox"/>	<input type="checkbox"/>	<input type="checkbox"/>
Page layout (easy to find information)	<input type="checkbox"/>	<input type="checkbox"/>	<input type="checkbox"/>	<input type="checkbox"/>

I would like to see more/less _____

What I like best about this manual is _____

What I like least about this manual is _____

I found the following errors in this manual:

Page	Description
_____	_____
_____	_____
_____	_____
_____	_____
_____	_____

Additional comments or suggestions to improve this manual:

I am using **Version** _____ of the software this manual describes.

Name/Title _____ Dept. _____

Company _____ Date _____

Mailing Address _____


Phone _____

--- Do Not Tear - Fold Here and Tape ---

digitalTM



No Postage
Necessary
if Mailed
in the
United States



BUSINESS REPLY MAIL
FIRST CLASS PERMIT NO. 33 MAYNARD MASS.

POSTAGE WILL BE PAID BY ADDRESSEE

DIGITAL EQUIPMENT CORPORATION
Corporate User Publications—Spit Brook
ZK01-3/J35 110 SPIT BROOK ROAD
NASHUA, NH 03062-9987



--- Do Not Tear - Fold Here ---

Cut Along Dotted Line